

William B. Travis High School

Percussion Auditions

April 18, 2011

Dear Prospective Percussion Member,

Thank you for your interest in the 2011 Travis High School Percussion Section! The Travis Tiger Marching Band has a proud tradition of excellent performances and great school spirit, and we are excited to have you become a part of that tradition.

The THS percussion section is looking for fine players who are dedicated, responsible, and hard working. During the course of the audition process we will ask you to do things that may be new or may seem different from the way you've learned them previously – please be flexible and keep an open mind. We simply ask that you do your best to learn our way, so that we can do things as a team. Many people ask what is required to make Varsity. The answer is to have a great attitude, work hard, and always do your best.

During the course of the clinics we are offering, you will learn the technique and exercises in small groups and sometimes individually with the students and staff of the Travis High School Band by the section you're auditioning for. We typically have more people audition than we have instruments for, so please bring your practice pad as well. For this reason we ask that you have a first choice and a second choice of instruments to practice on. We will do our best to honor first requests, but the main priority is to place people where we can utilize their strengths.

In this packet you will find instructions for all of the audition material. **Choose to play either from the battery packet, or the front ensemble packet for your audition. Playing from one or the other does not guarantee a spot in either section.** Please begin to learn this music before coming to the clinics; we will use it to teach technique, drumming concepts, etc. Regardless of how easy or hard the music looks, you should emphasize accurate playing. This means correct heights, correct pitches, accurate note placement, exact diddle interpretation, **steady tempo** (*practice with a metronome*), sound quality, and consistency. Also, those auditioning for snare, tenors, or bass must be ready to begin moving their feet in place while performing the exercises / music, so please wear tennis shoes.

We are looking forward to meeting you! The Travis High School Percussion Section is a great performing group and a great place to meet friends. We want this activity to be fun as well as educational, so come ready to work hard and have a great time!

Sincerely,

Nathan Carter
Director of Bands

Brad Huneycutt
Associate Director

For any questions regarding the percussion section, please send an email to:
bradley.huneycutt@forbendis.com

Percussion Clinics

THS Band Hall

Thursday - [May 5, 2011]
4:00pm-5:30pm

Tuesday - [May 10, 2011]
4:00pm-5:30pm

Auditions

Thursday - [May 12, 2011]

4:00pm-5:30pm
THS Band Hall

Percussion Camp

[June 6-10, 2011]

8:00am-4:00pm
THS Band Hall



2011

TRAVIS PERCUSSION

NEW MEMBER BATTERY AUDITION PACKET

April 18, 2011
William B. Travis High School Band
www.travistigerband.com

Please read this entire document carefully. If you have questions about requirements, please contact **Mr. Huneycutt**:

bradley.huneycutt@fortbendisd.com

Percussion Clinics - THS Band Hall

Thursday - [May 5, 2011]
4:00pm-5:30pm

Tuesday - [May 10, 2011]
4:00pm-5:30pm

Auditions

Thursday - [May 12, 2011]
4:00pm-5:30pm
THS Band Hall

Percussion Camp

[June 6-10, 2011]
8:00am-4:00pm
THS Band Hall

Auditions will be held on **Thursday, May 12, 2011**, beginning at 4:00pm in the THS Band Hall. We will hold auditions for snare, tenors, bass drum, and front ensemble as exact times will be arranged by section closer to the audition date. Your overall audition score will be translated to other instruments should you not get your first choice, so you will only need to audition on one instrument,

Auditions will be held as follows:

NEW MEMBERS:

Music Audition for the Drumline (Battery):

1. *16th Note Timing (3's)*
2. *Metric Shift*
3. *Accents Flams - Accents Drags Exercise*
4. *Etude 1*
****(Mark Time through all battery music - tenors & basses will need to split some exercises)*
6. *Keyboard Etude (two-mallet)*
7. *Sight-read a small battery excerpt*

**Pay close attention to the tempo markings as they will be used in the audition.

Marching Audition for Drumline: In order to audition for the drumline, students will need to learn the skills and style needed to march and play at the same time. The technique will be taught during our Percussion Clinics prior to the audition. Please begin to mark-time at home while you practice alongside a metronome as you will have to do with each part of the battery audition. Many veteran high school percussionists will be able to give assistance to our new members during the clinics.

Remember that all students in the percussion section MUST attend all of Drum Camp **June 6th-10th** in order to be considered for Varsity.

BATTERY

Note:

MARK-TIME through all battery music.

You will be given 8-clicks on the metronome before you begin performing. The first four clicks are for pulse then the feet will begin to mark-time counts 5-8 starting with the LEFT foot.

Each part of the audition will occur in the order listed.

Focus straight ahead on an object in the room and perform with excellent posture.

16th Note Timing (3's)

$\text{♩} = 120$

Musical staff 1: 4/4 time signature. The staff contains four measures of music. Each measure consists of a continuous stream of 16th notes. The first three measures are solid, and the fourth measure ends with a fermata over the final note.

5

Musical staff 2: 4/4 time signature. The staff contains four measures of music. The first three measures are solid 16th note patterns. The fourth measure features 16th notes with accents (z) over every other note.

9

Musical staff 3: 4/4 time signature. The staff contains four measures of music. The first three measures are solid 16th note patterns. The fourth measure features 16th notes with accents (z) over every other note.

13

Musical staff 4: 4/4 time signature. The staff contains four measures of music. The first three measures are solid 16th note patterns. The fourth measure features 16th notes with accents (z) over every other note.

15

Musical staff 5: 4/4 time signature. The staff contains four measures of music. The first three measures are solid 16th note patterns. The fourth measure features 16th notes with accents (z) over every other note, followed by a quarter rest and a final note.

Metric Shift

$\text{♩} = 120 - 168$

Musical staff 6: 4/4 time signature. The staff contains three measures of music. Each measure consists of a continuous stream of 16th notes. Above each measure, there are two '3' symbols indicating triplet patterns.

4

Musical staff 7: 4/4 time signature. The staff contains four measures of music. Each measure consists of a continuous stream of 16th notes. Above each measure, there are two '3' symbols indicating triplet patterns.

Accents Flams - Accents Drags

$\text{♩} = 100$

Musical staff 8: 12/8 time signature. The staff contains four measures of music. Each measure consists of a continuous stream of 16th notes. Above each measure, there are two '>' symbols indicating accents. Below the staff, the letters 'R' and 'L' are placed under the first and second notes of each measure, respectively.

3

Musical staff 9: 12/8 time signature. The staff contains four measures of music. Each measure consists of a continuous stream of 16th notes. Above each measure, there are two '>' symbols indicating accents. Below the staff, the letters 'R' and 'L' are placed under the first and second notes of each measure, respectively.

BATTERY

Note:

MARK-TIME through all battery music.

You will be given 8-clicks on the metronome before you begin performing. The first four clicks are for pulse then the feet will begin to mark-time counts 5-8 starting with the LEFT foot.

Each part of the audition will occur in the order listed.

Focus straight ahead on an object in the room and perform with excellent posture.

Snare Etude 1

$\text{♩} = 162$

mf p mf *r r l l r r l l r r l l*

4 *R l l r r l l r R L L* *ff*

8 *R l r r l l R l r r l l* *ff*


Keyboard Etude

$\text{♩} = 120$

mf

7 *p*

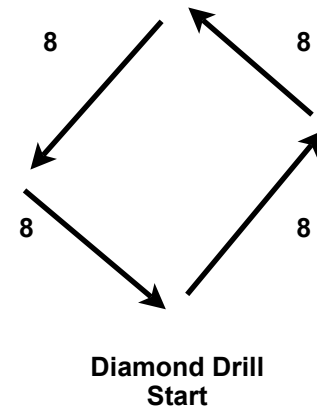
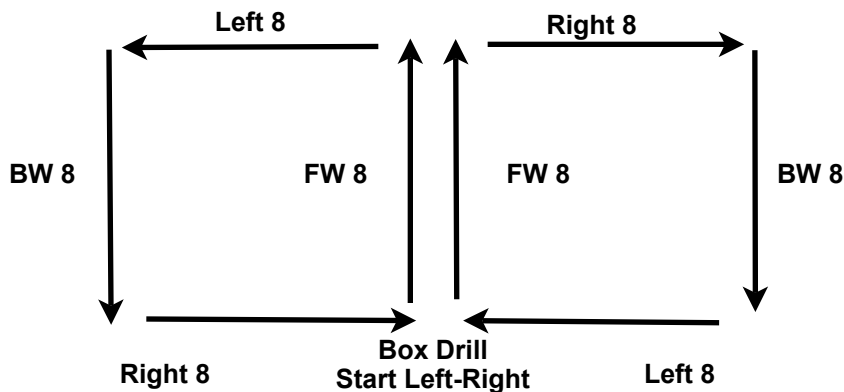
12 *mf*



MARCHING SEQUENCE

Performance of two simple drills with count structures will occur in the Band Hall on **Thursday, May 12, 2011**. For each event you will need to perform marching only, then "8-on-a-hand" the entire exercise.

1. Box Drill (*see diagram below*) - marching & playing (♩ = 120)
2. Diamond Drill (*see diagram below*) - marching & playing (♩ = 152)



Judging Criteria

The marching portion of the audition will be based on tempo, pulse, step-size, style, upper-body control, and technique. The floor will be marked and you will have to adjust your step-size accordingly. The marching scores will be averaged together with the other criteria of the music audition to create the overall score.