

# HS VET

# BATTERY



2011

## TRAVIS PERCUSSION

## AUDITION PACKET

April 18, 2011  
William B. Travis High School Band  
[www.travistigerband.com](http://www.travistigerband.com)

Please read this entire document carefully. If you have questions about requirements, please contact **Mr. Huneycutt**:

[bradley.huneycutt@fortbendisd.com](mailto:bradley.huneycutt@fortbendisd.com)

### Percussion Clinics - THS Band Hall

Thursday - [May 5, 2011]  
4:00pm-5:30pm

Tuesday - [May 10, 2011]  
4:00pm-5:30pm

### Auditions

Monday - [May 12, 2011]  
4:00pm-5:30pm  
THS Band Hall

### Percussion Camp

[June 6-10, 2011]  
8:00am-4:00pm  
THS Band Hall

Auditions for all percussion will be held on **Thursday, May 12, 2011**, beginning at 3:00pm in the THS Band Hall. Those auditioning for the battery will have a marching audition during this time as well. We will hold auditions for snare, bass drum, and front ensemble as exact times will be arranged by section the closer we get to the audition date. Your overall audition score will be translated to other instruments should you not get your first choice, so you will only need to audition for one section,

Auditions will be held as follows:

#### VETERANS:

##### Music Audition for the Drumline:

1. *Bucks*
2. *Accent Flams / Accent Drags*  
\*\*\**(Mark Time through all battery music)*
3. *Keyboard Etude*
4. *Sight-read a small battery excerpt*
5. **Perform Solo of your choice!**

\*\*Pay close attention to the tempo markings as they will be used in the audition.

**Marching Audition for Drumline:** In order to audition for the drumline, students will need to learn the skills and style needed to march and play at the same time. Please begin to mark-time at home while you practice alongside a metronome as you will have to do with each part of the battery audition. (See attachment for details).

Remember that all students in the percussion section MUST attend all of Drum Camp **June 6th-10th** in order to be a member of the section.

# BATTERY

**Note:**  
MARK-TIME through all battery music.

You will be given 8-clicks on the metronome before you begin performing. The first four clicks are for pulse then the feet will begin to mark-time counts 5-8 starting with the LEFT foot.

Each part of the audition will occur in the order listed.

Focus straight ahead on an object in the room and perform with excellent posture.

## Bucks

♩ = 108

Musical notation for 'Bucks' in 3/4 time, tempo 108. The piece consists of four lines of music. The first line starts with a right foot (R) and continues with alternating right and left foot patterns. The second line continues with alternating right and left foot patterns. The third line continues with alternating right and left foot patterns. The fourth line continues with alternating right and left foot patterns, ending with a final right foot (R) and a double bar line.

## Accents Flams - Accents Drags


♩ = 100

Musical notation for 'Accents Flams - Accents Drags' in 12/8 time, tempo 100. The piece consists of two lines of music. The first line starts with a right foot (R) and continues with alternating right and left foot patterns. The second line continues with alternating right and left foot patterns, ending with a final right foot (R) and a double bar line.

## Keyboard Etude

♩ = 120

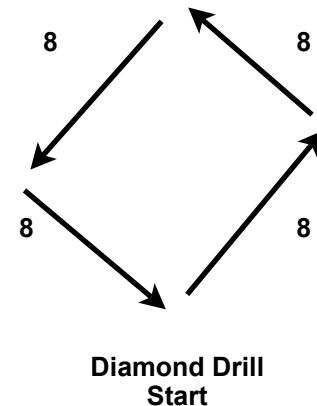
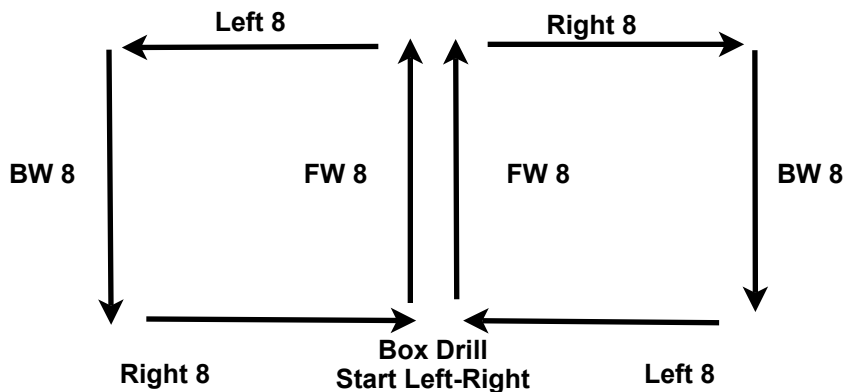
Musical notation for 'Keyboard Etude' in 4/4 time, tempo 120. The piece consists of three lines of music. The first line starts with a middle-forte (mf) dynamic and continues with a melodic line. The second line continues with the melodic line, featuring a piano (p) dynamic and a triplet of eighth notes. The third line continues with the melodic line, ending with a middle-forte (mf) dynamic and a double bar line.



## MARCHING SEQUENCE

Performance of two simple drills with count structures will occur in the Band Hall on **Thursday, May 12, 2011**. For each event you will need to perform marching only, then "8-on-a-hand" the entire exercise.

1. Box Drill (*see diagram below*) - marching & playing (♩ = 120 )
2. Diamond Drill (*see diagram below*) - marching & playing (♩ = 152 )



## Judging Criteria

The marching portion of the audition will be based on tempo, pulse, step-size, style, upper-body control, and technique. The floor will be marked and you will have to adjust your step-size accordingly. The marching scores will be averaged together with the other criteria of the music audition to create the overall score.